

Efficient large area cleaning

Saving both water and detergent, this user-friendly machine is designed to deliver hours of superior cleaning and drying performance at a high speed. Robust and reliable, the battery powered SC6000 is built to last with limited need for service and maintenance, making it the right choice when you want efficient cleaning with an absolute minimum of downtime.

SC6000 comes with the intelligent SmartFlow™ function automatically adjusting the solution flow according to the travel speed – and if you want to save more water, detergent, and power you can choose the optional Ecoflex™ system. Dump and refill cycles will be few and far between – with the solution and recovery tanks both holding 190L and thanks to the limited use of water and detergent. Downtime is also minimized by the easy access to service and maintenance, supported by the embedded diagnosis system for quick identification of any technical problems. When service needs to be carried out, tools will not be necessary for most operations, e.g. the click-on disc scrub brush system, and the easy removal of the squeegee from its support since no hose connection is needed. So every detail of the Nilfisk SC6000 is designed to get the work done non-stop during its long life – at the lowest Total Cost of Ownership.

Intermittent SmartFlow™ lever integrated into steering wheel: Reduces water flow on the deck, preventing splashes during turns Speed limiter function reduces operator fatigue during cleaning especially when navigating around obstacles Available in 3 different versions: 86 cm or 105 cm dual discs deck or 91 cm dual cylindrical brushes deck Consistent cleaning: Designed for different types of surfaces, from smooth to tiles floors Best in class drying performance thanks to the optional dual turbine Reliable and rugged construction in compact dimensions Fully protected scrub deck and side skirts using rugged steel doors with rollers to minimize the risk of machine or facility damage SmartKey™ system with two different levels of access, (super user and user keys) OLED display visible in even bright light conditions and from all viewing angles No tools are needed to replace/change or inspect the main components of the machine: Brushes, squeegee and blades Click-on disc scrub brush system for simple one-touch installation of brushes or pad holders

The Nilfisk® SC6000 is a next generation ride-on scrubber dryer with the size, speed, and technology to clean large indoor areas – at an extremely low Total Cost of Ownership. Available in 3 different versions, SC6000 will be the ideal solution for many companies, industries, and cleaning contractors dealing with large indoor areas such as production sites, warehouses, supermarkets, airports, parking garages and other logistical centers.



Picture shown may not represent model quoted

• Standard equipment

Included accessories	Ref. no.	Min. required	SC6000 910C	SC6000 1050D	SC6000 860D
Ostatné					
 ARM REST KIT-R/H ONLY	56383189	1	•	•	•

Model	SC6000 910C	SC6000 1050D	SC6000 860D
Ref. no.	56116003	56116004	56116005

PRODUCT FEATURES

Ochranné odvaľovacie nárazníky	•	•	•
Automatické zdvíhanie stieracej lišty v spiatocke	•	•	•
Cúvací výstražný signál	•	•	•
Diagnostický systém	•	•	•
Listy môžu byť použité na 4 hranách	•	•	•



Efficient large area cleaning

Model	SC6000 910C	SC6000 1050D	SC6000 860D
Ref. no.	56116003	56116004	56116005

PRODUCT FEATURES

Kefa click on/off		•	•
Nastaviteľné riadenie	•	•	•
Nastaviteľné sedadlo	•	•	•
Košík na nečistoty	•	•	•
Predpríprava pre ecoflex	•	•	•
Stlačiteľná vypúšťacia hadica s kontrolou prietoku	•	•	•
Dvojkľúčový systém	•	•	•
One Touch Button	•	•	•
Break away Squeegee	•	•	•
SmartFlow system	•	•	•
Speed limiter	•	•	•
Self-adjusting side skirts	•	•	•
TrackClean ready	•	•	•






Technical specifications	SC6000 910C	SC6000 1050D	SC6000 860D
Maximálna doba prevádzky (hod)	4.5 HOURS	4.5 HOURS	4.5 HOURS
Kapacita aku (Ah) @ C5	320	320	320
Napätie (V)	36	36	36
Ip trieda ochrany	IPX3	IPX3	IPX3
Príkion (W)	2700	2700	2500
Motor kefy (W)	750x2	750x2	750x2
Príkion sacieho motora (W)	600	600	600
Úroveň hlučnosti vo vzdialenosti 1,5 m (dB A ISO 3744)	69	69	69
Teoretický / skutočný výkon (m2/hod)	8190/5730	9450/6620	7740/5420
Stupeň vibrácie držadla (M/S2)	<2.5	<2.5	<2.5
Umývací záber (mm)	914	1016	863
Šírka zametania s jednou bočnou kefou in (cm)	101.6	-	-
Minimálna šírka uličky na otočenie in (cm)	202	202	202
Prietok vody (l/min)	2.6-3.1 - 3.7-9.4	3.1-3.7 - 5.6-9.4	2.6-3.1 - 3.7-9.4
Nádž na čistiaci / použitý roztok (l)	190/190	190/190	190/190
Objem zásobníka na nečistoty (l)	12.2	-	-
Šírka stierky (mm)	1230	1230	1090
Priemer kefy / padu (mm)	180	508	430
Dĺžka cylindrickej kefy (mm)	904	-	-
Prítlak kefy (kg)	up to 90	up to 135	up to 135











Efficient large area cleaning

Technical specifications	SC6000 910C	SC6000 1050D	SC6000 860D
Rýchlosť kefy (ot/min)	760	250	250
Brush quantity and type	2 Cylindrical	2 Disc	2 Disc
Dĺžka x šírka x výška (mm)	1780x1170x1580	1780x1170x1580	1780x990x1580
Veľkosť miesta pre aku	438x559x610	438x559x610	438x559x610
Celková hmotnosť (kg)	1075	1070	1070
Prepravná hmotnosť (kg)	814	816	794
Stúpavosť presun % (st)	18.5	18.5	18.5
Stupeň vibrácií na tele obsluhy (m/s ²)	<0.35	<0.35	<0.35
Max. rýchlosť	9 Fwd / 4.2 rev	9 Fwd / 4.2 rev	9 Fwd / 4.2 rev






● Standard equipment, ○ Supplementary accessories, □ Mountable equipment

Accessories		Ref. no.	Min. required	SC6000 910C	SC6000 1050D	SC6000 860D
Akumulátory						
	BATT.36V-280AH GEL SINGLE CELLS IN TRAY	L00210020	1	□	□	□
	BATT.36V-320AH WET TRAY WITH AQUAMATIC	L00200033	1	□	□	□
	BATT. 6V-240AH GEL MONOBLOC	80564100	6	□	□	□
	TRAKČNÍ MONOBLOC	80565000	6	□	□	□
Externé nabíjačky						
	CHARGER HF 36V 25A SB175G	80543626	1	○	○	○
	Nabíjačka HF 36V 40A SB175G	80553643	1	○	○	○
Pady 17"/432mm						
	PAD 17 432mm ECO svetlohnedý	10001937	2			○
	PAD 17 432mm ECO zelený	10001940	2			○
	PAD 17 432mm ECO biely	10001936	2			○
	PAD 17 432mm ECO červený	10001941	2			○

Efficient large area cleaning



Accessories		Ref. no.	Min. required	SC6000 910C	SC6000 1050D	SC6000 860D
	PAD 17 432mm ECO čierny	10001938	2			○
	PAD 17 432mm ECO hnedý	10001971	2			○
	PAD 17 432mm ECO modrý	10001939	2			○
Pady 20"/505mm						
	PAD 20 505mm ECO biely	10001960	2		○	
	PAD 20 505mm ECO červený	10001959	2		○	
	PAD 20 505mm ECO čierny	10001955	2		○	
	PAD 20 505mm ECO hnedý	10001957	2		○	
	PAD 20 505mm ECO modrý	10001956	2		○	
	PAD 20 505mm ECO zelený	10001958	2		○	
Špeciálne pady						
	PAD 17 431mm ECO Brilliance biely	10002337	2			○
	PAD 17 431mm ECO Brilliance červený	10002336	2			○
	PAD 17 431mm ECO Brilliance zelený	10002339	2			○

Efficient large area cleaning

Accessories		Ref. no.	Min. required	SC6000 910C	SC6000 1050D	SC6000 860D
	PAD 17 431mm ECO Brilliance žltý	10002338	2			○
	PAD 20 508mm ECO Brilliance biely	10002349	2		○	
	PAD 20 508mm ECO Brilliance červený	10002348	2		○	
	PAD 20 508mm ECO Brilliance zelený	10002351	2		○	
	PAD 20 508mm ECO Brilliance žltý	10002350	2		○	
Unášače padov						
	PAD HOLDER-17 3 LUG	56505780	2			○
	Unášače padov 508mm	56505790	2		○	
Diskové kefy 430mm						
	DISC BRUSH-17 AGLITE 3 LUG	56505783	2			○
	DISC BRUSH-17 DYNAGRIT 3 LUG	56505782	2			○
	DISC BRUSH-17 MAGNAGRIT 3 LUG	56505781	2			○
	DISC BRUSH-17 MIDGRIT 3 LUG	56505787	2			○
	DISC BRUSH-17 MIDLITE 3 LUG	56505788	2			○
	DISC BRUSH-17 PROLENE 3 LUG	56505784	2			○
	DISC BRUSH-17 PROLITE 3 LUG	56505785	2			○
	DISC BRUSH-17 UNION MIX 3 LUG	56505786	2			○
Diskové kefy 510mm						
	Kefa D510mm AGLITE	56505793	2		○	
	Kefa D510mm DYNA GRIT	56505792	2		○	
	Kefa D510mm MAGNAGRIT	56505791	2		○	
	Kefa D510mm MIDGRIT	56505797	2		○	
	Kefa D510mm MIDLITE	56505798	2		○	
	Kefa D510mm PROLENE	56505794	2		○	
	Kefa D510mm PROLITE	56505795	2		○	
	Kefa D510mm UNION MIX	56505796	2		○	
Ostatné						



Efficient large area cleaning

Accessories		Ref. no.	Min. required	SC6000 910C	SC6000 1050D	SC6000 860D
	ARM REST KIT-R/H ONLY	56383189	1	•	•	•
	Predázenie odtokovej hadice	56601410	1	○	○	○